

# WorkShop Solutions

TOOLBOARD SETS RECEIVE A FACELIFT!




## NEW! “MAGNETIC TOOL-MAT SYSTEM” MAKES IT EASY TO IDENTIFY THE CORRECT TOOLS AND SPEED UP YOUR REPAIR PROCESS!

**This new magnetic tool-mat system will make it much easier for customers to use and identify their Car-O-Liner equipment.**

This unique system provides a standard toolbox to be used with a selection of magnetic tool-mats and replaces the current metal plates and laminated stickers. Twenty one new magnetic mats have been designed to meet all your tool storage needs and are included in the “Toolboard Sets”.




The change in the “Toolboard Sets” starts in February/March.

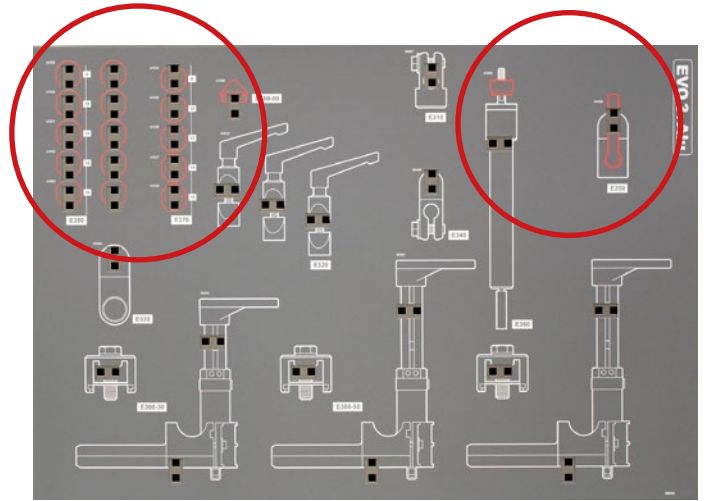
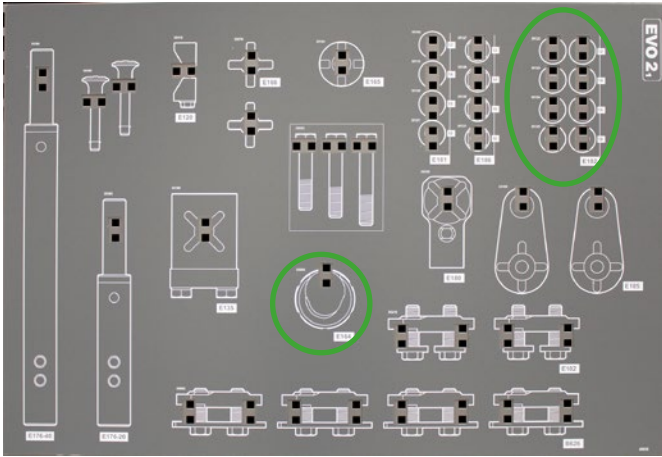
- **EASIER HANDLING** — simply place the magnetic mat against the board
- **FLEXIBLE** — easy to remove and move around
- **EASY IDENTIFICATION** — part numbers for each item are printed on the magnetic mats
- **ALUMINUM PARTS ARE HIGHLIGHTED** in red for easy identification
- **VISION2 INTEGRATION** — Pop numbers are compatible with VISION2 X3 software for ease of identification



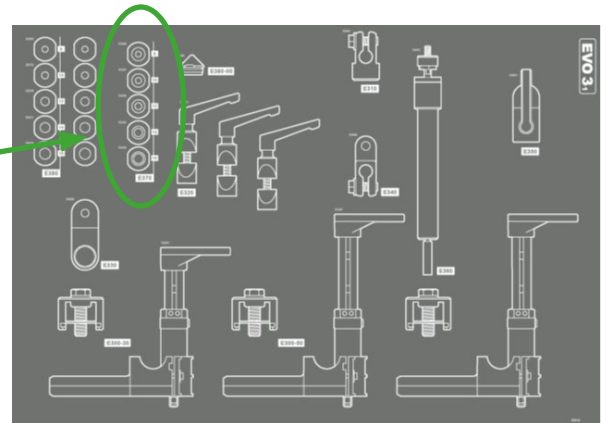
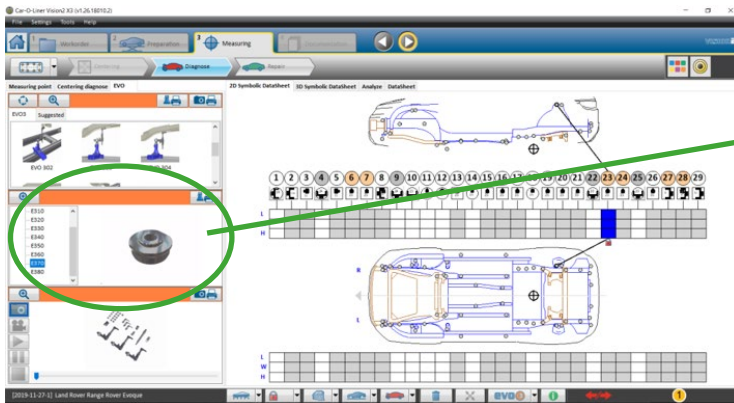
## FAST AND EASY APPLICATION!

No tools, tape or glue. It only takes a few seconds to attach the magnetic mats to the WSS wall. Place the top of the rolled mat on the wall (image 2) and “roll” it downward. In minutes your EVO wall will be ready for equipment placement.





Printed part numbers and red highlights for ALU repair make it easy to quickly identify the correct tools for the job!



Easily find on the toolboards the corresponding POP numbers shown in the Vision2 X3 software.